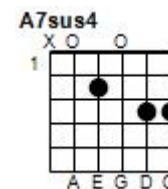
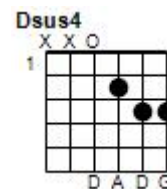
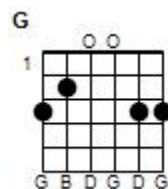
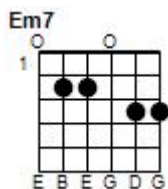


WONDERWALL – CHORD CHART – ALL CAPO 2 to match recording

INTRO/VERSE:

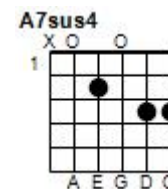
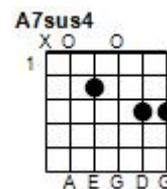
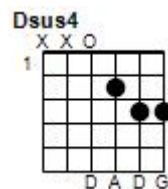
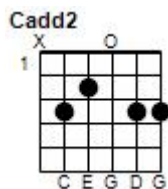
Strumming: ↓ (pause) ↓ (pause) ↑ ↓ ↑ | ↓ ↓ (pause) ↑ ↓ ↑ | ↓ ↓ (pause) ↑ ↓ ↑ | ↓ ↓



EXCEPTION:

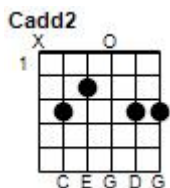
End of Verse 1 Only

Strumming: ↓ (pause) ↓ (pause) ↑ ↓ ↑ | ↓ ↓ (pause) ↑ ↓ ↑ | ↓ ↓ (pause) ↑ ↓ ↑ | ↓ ↓

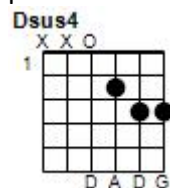


PRE-CHORUS:

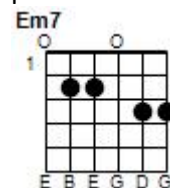
Strumming: ↓ (pause) ↓ (pause)



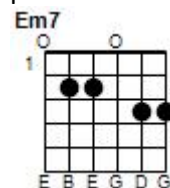
↑ ↓ ↑ | ↓ ↓ (pause)



↑ ↓ ↑ | ↓ ↓ (pause)



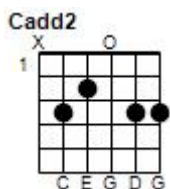
↑ ↓ ↑ | ↓ ↓



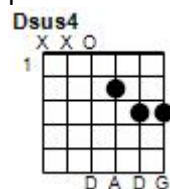
EXCEPTION:

End of Pre-Chorus – Starts the same

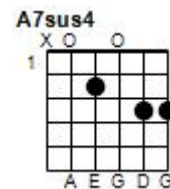
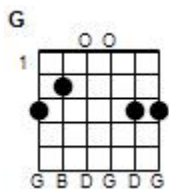
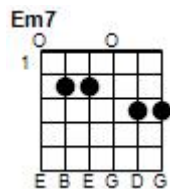
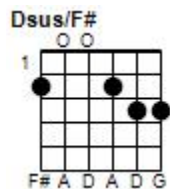
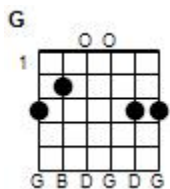
Strumming: ↓ (pause) ↓ (pause)



↑ ↓ ↑ | ↓ ↓ (pause)



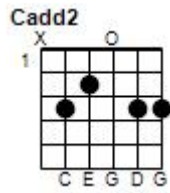
Then, one down per chord, two beats each:



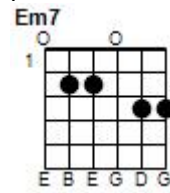
(Hold A7sus4 for 8 counts)

CHORUS:

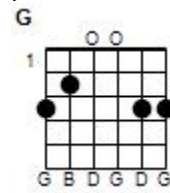
Strumming: ↓ (pause) ↓ (pause)



↑ ↓ ↑ | ↓ ↓ (pause)



↑ ↓ ↑ | ↓ ↓ (pause)



↑ ↓ ↑ | ↓ ↓

