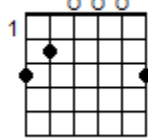
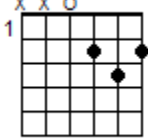
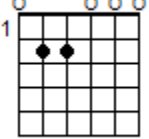
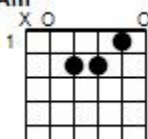


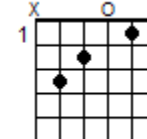
Verse 1: One strum each

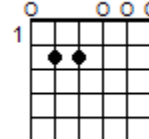
G  G B D G B G

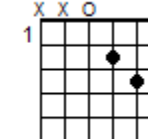
D  D A D F#

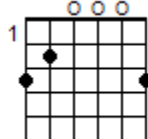
Em  E B E G B E

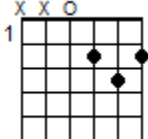
Am  A E A C E

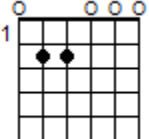
C  C E G C E

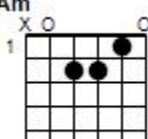
Em  E B E G B E

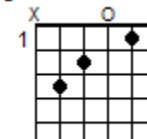
D  D A D F#

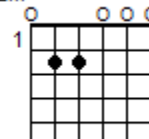
G  G B D G B G

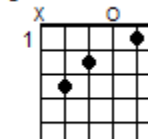
D  D A D F#

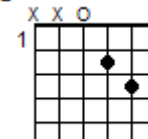
Em  E B E G B E

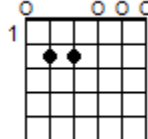
Am  A E A C E

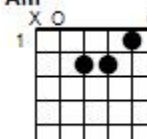
C  C E G C E

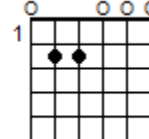
Em  E B E G B E

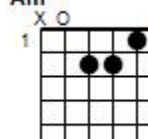
C  C E G C E

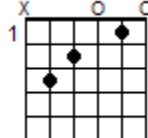
D  D A D F#

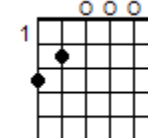
Em  E B E G B E

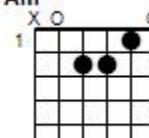
Am  A E A C E

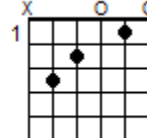
Em  E B E G B E

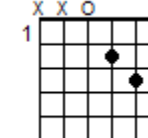
Am  A E A C E

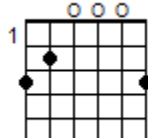
C  C E G C E

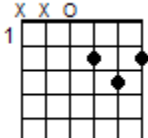
G  G B D G B G

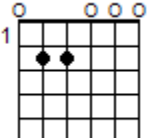
Am  A E A C E

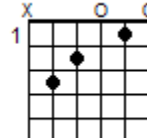
C  C E G C E

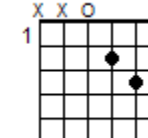
D  D A D F#

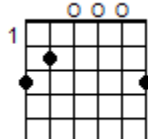
G  G B D G B G

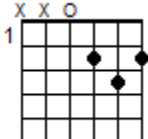
D  D A D F#

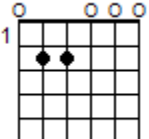
Em  E B E G B E

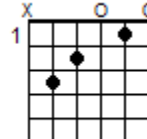
C  C E G C E

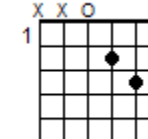
D  D A D F#

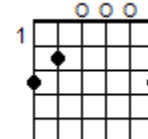
G  G B D G B G

D  D A D F#

Em  E B E G B E

C  C E G C E

D  D A D F#

G  G B D G B G

Chorus – “Down Up Down Up” for each chord until end.

<p>G</p> <p>G B D G B G</p>	<p>C</p> <p>C E G C E</p>	<p>G</p> <p>G B D G B G</p>	<p>D</p> <p>D A D F#</p>
-----------------------------	---------------------------	-----------------------------	--------------------------

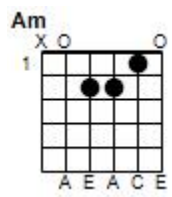
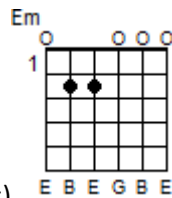
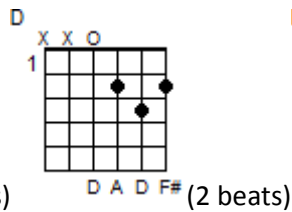
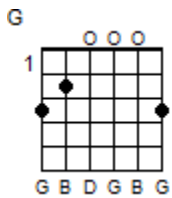
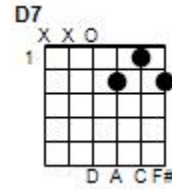
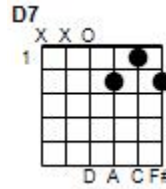
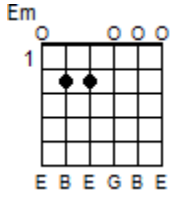
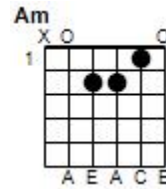
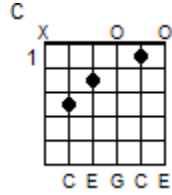
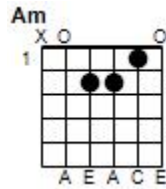
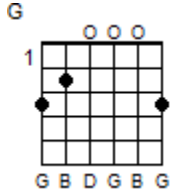
<p>G</p> <p>G B D G B G</p>	<p>C</p> <p>C E G C E</p>	<p>G</p> <p>G B D G B G</p>	<p>D</p> <p>D A D F#</p>
-----------------------------	---------------------------	-----------------------------	--------------------------

<p>G</p> <p>G B D G B G</p>	<p>C</p> <p>C E G C E</p>	<p>G</p> <p>G B D G B G</p>	<p>D</p> <p>D A D F#</p>
-----------------------------	---------------------------	-----------------------------	--------------------------

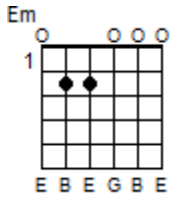
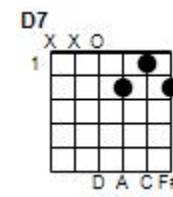
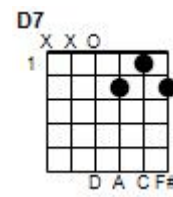
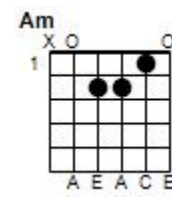
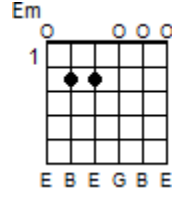
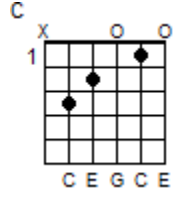
<p>Em</p> <p>E B E G B E</p> <p>let ring for 4 beats</p>	<p>A</p> <p>A E A C# E</p> <p>let ring for 4 beats</p>
--	--

<p>Em</p> <p>E B E G B E</p> <p>let ring for 4 beats</p>	<p>D</p> <p>D A D F#</p>
--	--------------------------

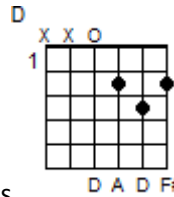
Verse 2 – “Down up down up down up down up” for all chords...where it says (2 beats) only do “Down up down up”



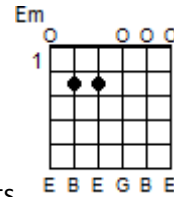
(2 beats)



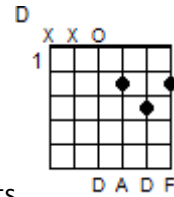
let ring for 4 beats



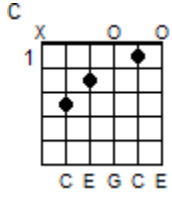
let ring for 4 beats



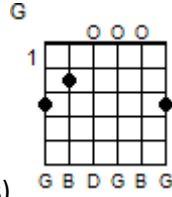
ring 4 beats



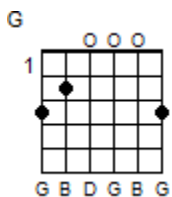
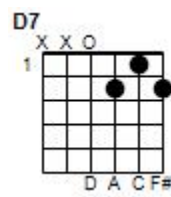
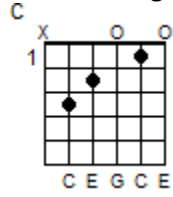
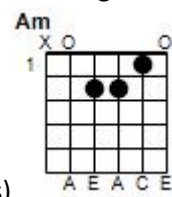
ring 4 beats



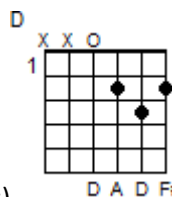
(2 beats)



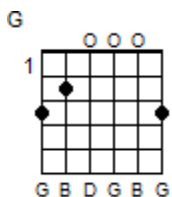
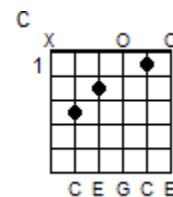
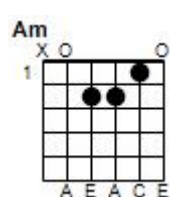
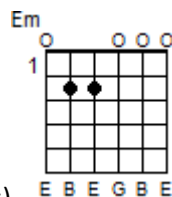
(2 beats)



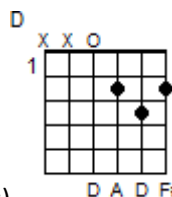
(2 beats)



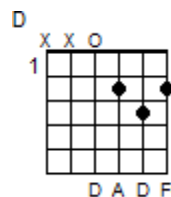
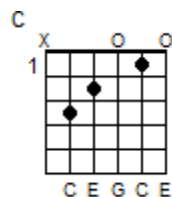
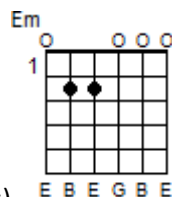
(2 beats)



(2 beats)



(2 beats)



then 2 beats: G, C, G D7